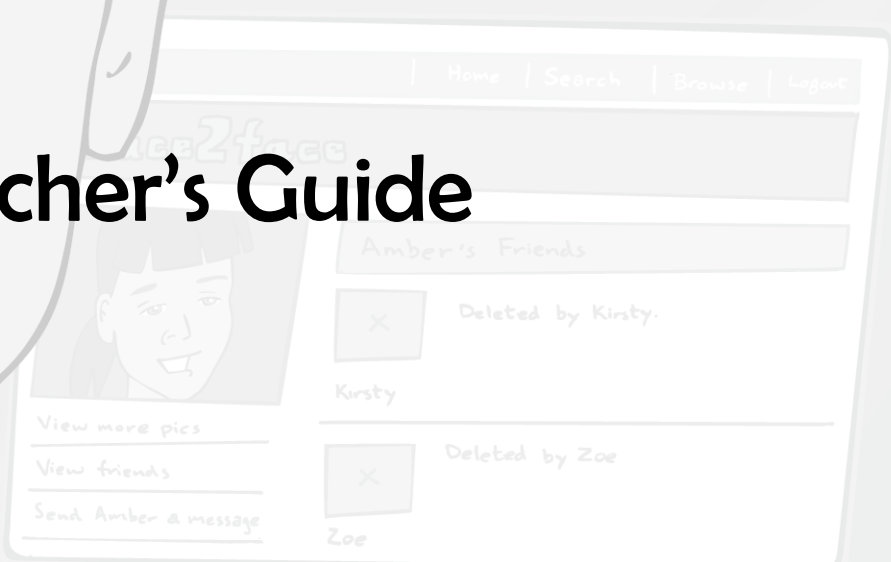
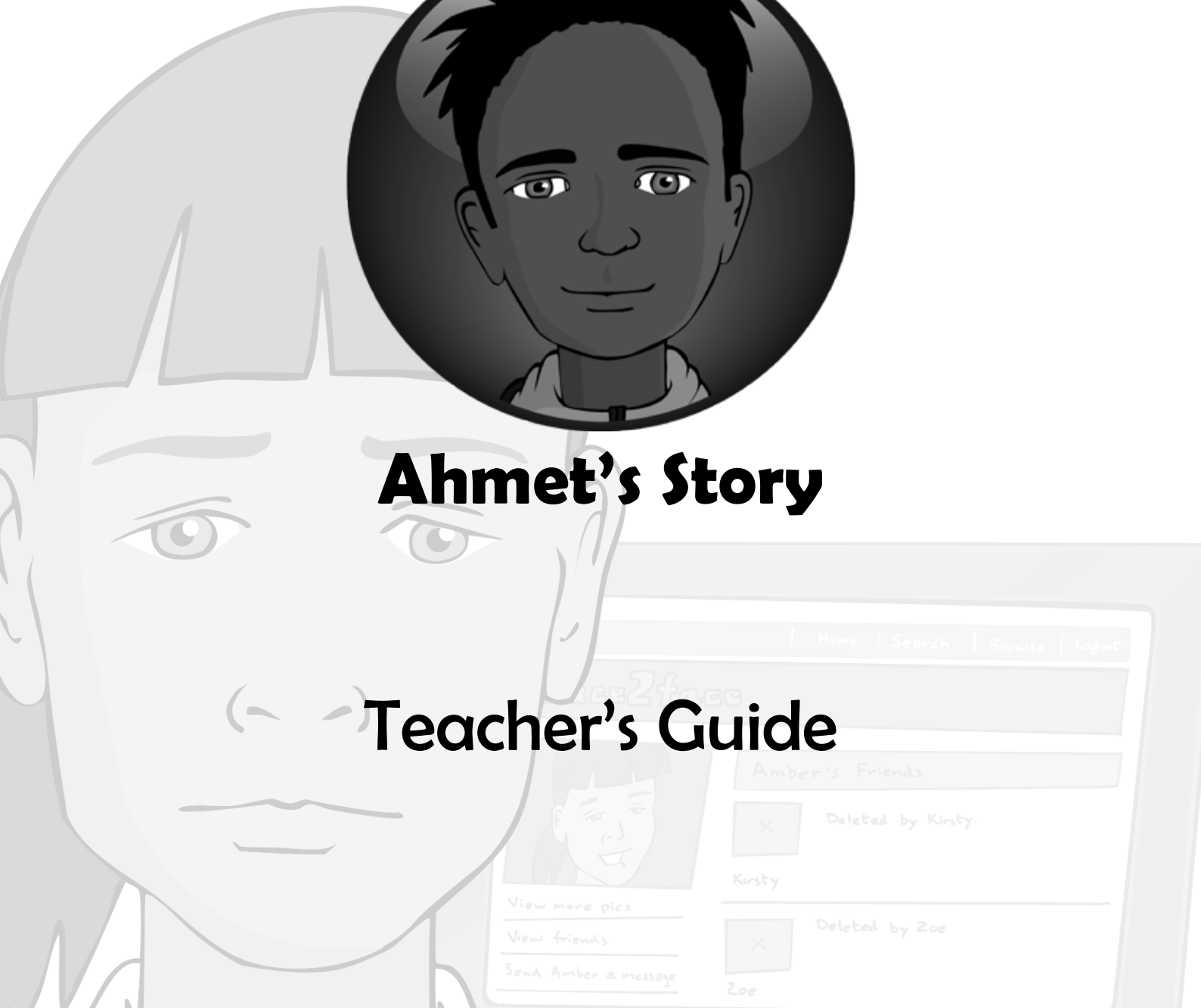


# Keeping Myself eSafe




## Ahmet's Story

## Teacher's Guide



# Ahmet's Story



## Lesson Plan

### Synopsis

Ahmet has recently joined the social networking site Face2Face. Initially he sees it as a bit of fun, although he naively leaves his personal profile open for anyone to view. Ahmet and his friends get into trouble for using Face2Face to cyberbully another boy at school - they publish a fake profile and write a blog about him. But now Ahmet is getting strange calls and emails, and he keeps seeing a strange man loitering over the road from his house.

This scenario addresses the following aspects of e-safety:

- Social networking
- Security of personal information
- Cyberbullying
- Spam mail
- Inappropriate web sites
- Peer to peer file sharing
- Intellectual copyright
- Instant messaging

# Ahmet's Story



## Age and stage

Ahmet's Story is particularly appropriate for learners in the middle and later stages of primary school – age 9 and upward.

## Resources

- Animated movie – Ahmet's Story (approximately 7 minutes)
- School /Home Task 1 – Social networking
- Resource sheet – Questions on the scenario
- Information sheets
  - Cyberbullying
  - Social networking
  - Instant messaging
  - File sharing
  - Using the Internet
  - Internet addiction
- DVD player and TV (alternatively computer with data projector and screen)
- Flipchart or whiteboard

## Learning objectives

### Learners will:

- understand the dangers of giving out personal information online
- find out about some of the risks of using the Internet and, in particular, social networking
- recognise that anti-social behaviour and bullying take many forms
- know that cyber-bullying is a form of bullying
- understand the effects of cyber-bullying
- understand the legal implications of copyright material
- understand the potential risks of sharing personal images or video
- identify protective behaviours or strategies for keeping safe online

# Ahmet's Story



## Lesson outline

Ahmet's Story is designed to be delivered over a 2-3 hour period, split into 45 minute sessions.

### Session 1 - Introduction

- Teachers should share the main learning outcomes with students
- Complete worksheet: School / Home Task 1: Social networking

### Session 2

- Review and discuss the School/Home Task 1: Social networking
- Show the animated story from start to finish (approximately 7 minutes)
- Allow students a short period for quiet reflection after viewing the story
- Complete Discussion Task 1: Questions on the scenario

**Option 1:** Teacher led discussion with the whole class

**Option 2:** Co-operative group task

**Option 3:** Learners work independently

The discussion questions and answers should then be used to explore the issues raised in the story. There are no correct answers to these questions.

# Ahmet's Story



## Session 3

- Break the class into groups of 3 or 4. Ask each group to design a social networking site which might be used in 5 years time. They should give thought to an appropriate name, visual style, and range of features the site might include. Particular emphasis should be given to features which would make social networking a safer experience for young and vulnerable people.
- Working in groups of 3 or 4, pupils should carry out a poll of their classmates, or pupils in other classes within the school to ascertain:
  - whether they use social networking
  - if so, which social networking site they use
  - whether they have ever been invited to be friends with someone whom they didn't know

With guidance, each group should then compile their information and make a short presentation to the rest of the class. Note the opportunity to use ICT with this task to explore spreadsheet graphing functions.

- Individual task: Design a poster to help prevent cyber bullying. The poster should include 3 "Do" statements and 3 "Do Not" statements.

# Ahmet's Story



Name:

Date:

## Worksheet - School/Home Task 1:

### Social Networking

1. There are a number of different social networking sites available on the Internet.
  - a) Explain what is meant by a social networking site.
  - b) Make a list of all the Social networking sites you have heard of.
  - c) Why do you think social networking sites have become so popular?
2. There are some good things about social networking, and some bad things too. Divide your page into 2 columns. Make a heading "Good things" at the top of the the left hand column, and "Bad things" at the top of the right hand column. Write down as many items as you can think of in either column.
3. Imagine that you use Face2Face for social networking, and that you are about to create your profile.
  - a) Make a list of all of the things which might appear in your Face2Face profile.
  - b) Now go through your list and place a tick against those items which you think it would be OK for everyone to see, and place a cross against those items which you think should be kept private.





## Resource sheet

### Questions on Ahmet's Story

In your class or group discuss the following questions and record your answers:

1. Ahmet says he is 13 years-old on his Face2Face profile?
  - a) Why do you think Ahmet said he was 13?
  - b) Do you think there is anything wrong with Ahmet claiming to be older than he really is?
  
2. Ahmet says he is on Face2Face "24-7"
  - a) What does he mean by "24-7"?
  - b) Do you think this is a good thing, or a bad thing? Say why.
  
3. Face2Face has a privacy box, which Benny ticks but Ahmet leaves unchecked.
  - a) What is the reason for a privacy box on Face2Face?
  - b) Why do you think Ahmet didn't tick the privacy box?
  - c) What are the possible dangers of not ticking the privacy box?
  
4. Ahmet publishes photographs of himself, his friends and family online. Do you think this is a good idea? Say why.
  
5. Ahmet sells music and games to his friends at school.
  - a) What is meant by the term "copyright"?
  - b) How does Ahmet get hold of the music and games?
  - c) Is it legal to download music, films or games in this way?
  - d) What might be the risks of getting caught?

# Ahmet's Story



6. Cyber bullying is a form of bullying, but it happens online.
  - a) Describe how cyber bullying takes place in Ahmet's Story.
  - b) Describe how you think the victim of the cyber bullying might feel.
  - c) Cyberbullying is on the increase. Why do you think it is becoming a more popular way for bullies to abuse their victims?
  - d) Some people say that cyberbullying is not as bad as other types of bullying because it doesn't happen in real life. What do you think?
  - e) What advice would you give to someone being bullied?
  
7. **Ahmet received a message from someone called Spook, asking to be added to his buddy list. What advice might you have given to Ahmet in this situation?**
  
8. Ahmet is now getting strange phone calls and text messages from someone who seems to know a lot about him.
  - a) How do you think this situation might have happened?
  - b) What would you advise Ahmet to do about these calls and messages?